

QUICK START GUIDE



iStaySafe Pty Ltd
ABN: 22 159 734 764
Phone: 1300 872 256
Email: enquiries@istaysafe.com.au

1 DOWNLOAD THE APP

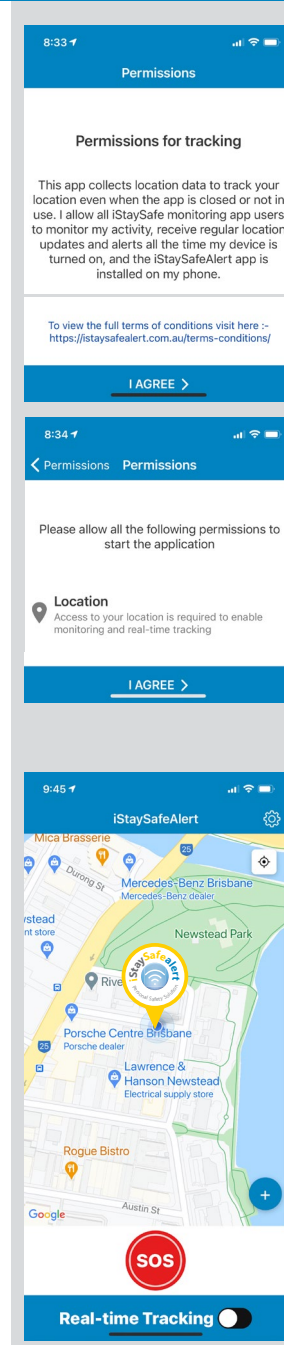
- Receive SMS on your phone to download app

Monitoring Centre would like to pair with your mobile device. Your verification code is **123456**. To download the app click – [iOS device](#) or [Android device](#).

- Make a note of the code
- Follow link to store for your device and install app
- Press continue after welcome message
- Enter the code from the SMS
- Agree to permissions for tracking and locating
- **iStaySafeAlert app** successfully installed on your phone and locating

IF MONITORED

- Connect with your **monitoring centre** to confirm the app is installed and running
- Confirm address is correct
- Monitoring centre will complete setup including adding emergency contacts




2 PAIR BUTTON TO PHONE

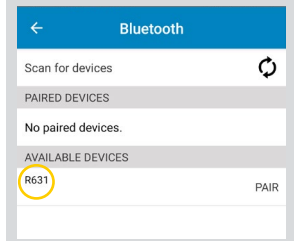
- Turn **Bluetooth** on in your phone settings
- Open the **iStaySafeAlert app** on your phone
- Press button for **5 seconds** (there'll be a light flash and a sound repeated 3 times)
- Bring button close to the phone
- Click **settings cog** and select **Manage SOS button** to pair device
- Choose device to pair from the list of available devices
- Device is called R631
- Whenever your button and phone get separated by over 50m or by barriers that may block Bluetooth signal, the button will make a series of sounds
- Your button will re-pair automatically and beep when it is back in range



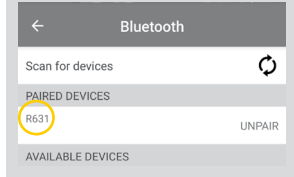
Settings COG



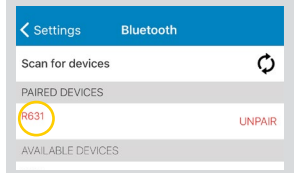
Not paired



Paired - connected



Paired - disconnected



3 HOW TO TRIGGER AN SOS ALERT

- Double click the **button** to send an SOS
- Your mobile phone will vibrate to confirm the SOS has been sent

OR

- Press SOS on the **iStaySafeAlert app** to activate an SOS alert
- SOS button will turn to **CANCEL** with line timer for 5 seconds - press to cancel the SOS
- SOS button will turn to **SENT** to confirm SOS alert has been sent



4 WHAT HAPPENS WHEN YOU TRIGGER AN SOS ALERT

- Your emergency contacts will receive an alert that shows your address and provides a hyperlink to the location on a map

IF MONITORED

- Your monitoring centre will receive a data string with client ID and will action as required

Rachel P sent an SOS.
 Device location: Unit 1/23 Park St, New Farm QLD 4005, Australia
 Speed: 0
 Goto: <https://www.google.com/maps/search/?api+1&query+-27.466990+2459.153.05773r979e>

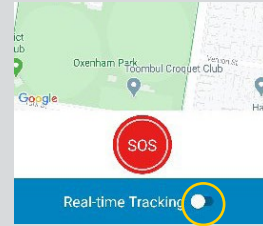
6 SAFETY & TIPS

- Place the iStaySafeAlert button and opener on the provided key-ring
- Store the **spare battery** somewhere safe as they are a choking hazard for small children
- For battery replacement instructions to go www.istaysafealert.com.au/resources/



5 REAL-TIME TRACKING

- Real-time tracking acts like a **concierge** service whilst walking to a car at night or when feeling unsafe
- Turn **real-time tracking** on when required using the toggle switch on the app home screen
- When toggled on/off, a notification goes to emergency contacts and/or monitoring centre



Rachel's iStaySafeAlert turned on real-time tracking. To check movements please log into the iStaySafe App.

Rachel's iStaySafeAlert turned off real-time tracking.

7 GEO-FENCES

- Geo-fences can be put in place which will send alerts to emergency contacts and/or monitoring centre when entering or leaving a particular area
- Multiple geo-fences can be set up for dates, days and times

To find out more about your device scan to link to www.istaysafealert.com.au



Dimensions	D37mm x T9mm
Weight	12g
Wireless	Bluetooth 4.0 (Bluetooth Low Energy)
Range	0~50 meters
Buzzer	80dB
Indicator	Blue LED
Battery	CR2032 button battery x 1
Water-proof	IP67
Battery life	Up to 1 year
Supported Devices	iOS and Android Devices



QSG-A4
-iSSA-G-8